

# Northwest Community Action Partnership

## Community Assessment



## TABLE OF CONTENTS

Northwest Community Action Partnership Mission Statement .....	2
Introduction .....	2
Services .....	2
The Community Assessment Planning Process .....	9
Requirement #1	
Demographics .....	10
Requirement #2	
Child Development/Child Care .....	17
Requirement #3	
Disabilities .....	24
Requirement #4	
Education, Health, Nutrition and Social Services, part I .....	27
Requirement #5	
Education, Health, Nutrition, and Social Services part II .....	37
Requirement #6	
Community Resources .....	43

## ATTACHMENTS

Reference  
Synopsis  
Priority Criteria  
2000 Strategic Plan  
HS/EHS Program Goals

## UPDATES

Full 2004  
Update October 2005  
Update August 2006  
Full August 2007  
Update January 2008  
Update August 2008  
Update June 2009  
Full May 2010

# **Mission Statement**

**“Helping low-income families and individuals improve the quality of their lives and attain self-sufficiency.”**

## **INTRODUCTION**

### **NORTHWEST COMMUNITY ACTION PARTNERSHIP**

Northwest Community Action Partnership (NCAP) is a non-profit agency formed in 1965 to carry out the goals of Title II of the Federal Economics Opportunity Act of 1964. The agency is one of the nine Community Action Agencies in Nebraska (CAN), and is governed by a 12-15 member Board of Directors; individuals both elected by the citizens and appointed by various government and civic organizations from across our service area. The agency provides services in Box Butte, Cherry, Dawes, Sheridan, and Sioux counties. The administrative offices are located in Chadron. Northwest Community Action Partnership provides a variety of programs and services including Community Services/Family Development, Retired Senior Volunteer Program (RSVP), Foster Grandparents, Closer to Home, Head Start, Early Head Start, Sheridan County Public Transportation, Housing and Weatherization. Through the receipt of American Recovery and Reinvestment funds the Right To Flight program was implemented.

## **SERVICES**

### **COMMUNITY SERVICES/FAMILY DEVELOPMENT**

Community Services provide services to qualifying families through Community Service Block Grant funds as well as other grant programs. The Emergency Food and Shelter Program through FEMA provide the clients with assistance in food pantries, rent assistance, and utility assistance. NCAP partners with several area organizations, such as, the ministerial associations in Dawes and Sheridan Counties, the Salvation Army, a domestic violence shelter, the American Red Cross, Native American Centers in Dawes and Box Butte Counties and local food pantries, to expand client services in our rural service areas. Closer to Home was opened in 2009 through a collaborative effort of Northwest Community Action Partnership, Neighbors in Need and Chadron Community Hospital. Closer to Home provides lunch and dinner services to homeless clients in Chadron. This service is just the first step in building a stronger foundation for future homeless services, which will include case management and temporary housing assistance.

The Nebraska Homeless Prevention Program is currently housed in a rented space on our Alliance campus. The agency assists qualified families with assistance in rent and utilities, case management for our clients and overnight lodging. Commodities are available to qualified families on a monthly basis in all five counties through the Community Services program. Migrant funds are also available in Box Butte County to assist migrant families. The Sheridan County Public Transportation System provides transportation for residents in Sheridan County.

A new office managed by Community Services is the Right to Flight program. Right to Flight is funded 100% by the American Recovery and Reinvestment Act (ARRA). Right to Flight is an employment training program which offers participants stipends and incentives for completing the program. Participants must meet income eligibility guidelines. Certificate programs may include Certified Nurse Assistant (CNA) or Med Aide among others. General employment skills and life skill building information will be offered throughout the class.

Tax assistance is also available and the referrals that connect our clients to other resources to help our clients' income stretch to meet the needs of the family.

### **WEATHERIZATION PROGRAM**

The Weatherization program is designed to serve income eligible clients with homes in need of weatherization measures that could help lighten the load of ever-growing energy costs. The program helps by insuring efficient energy costs which puts more earned dollars into the family budget instead of unreachable energy bills. The savings program follows a priority system to identify the order in which qualifying families are served with elderly and disable persons being the number one priority. In most cases, all weatherization measures are afforded to the qualifying household at little or no cost.

### **SENIOR VOLUNTEER SERVICES PROGRAM**

Programs are offered that provide volunteer opportunities for individuals who desire to remain active in the community. Boomers and Seniors alike can fill supportive rolls in the area of health, education, community service, disaster preparedness, and working with children who have exceptional or special needs.

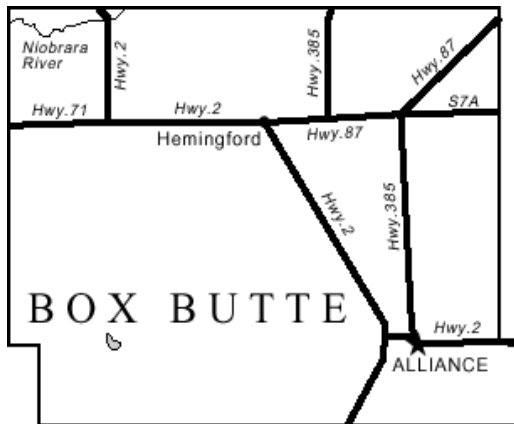
The Foster Grandparent Program is a help to qualified seniors by supplementing their incomes with stipends for volunteering in schools and Head Start centers. The literacy assistance the program provides has many benefits for the recipient as well. Books for educators as well as classroom books are often part of the benefit for the recipient.

### **HEAD START/EARLY HEAD START PROGRAMS**

The first Head Start program in the Northern Nebraska Panhandle was originally organized and administered by Chadron State College in Dawes County in 1965. It came under the umbrella of Northwest Community Action in 1967 and has expanded to Box Butte, Cherry, and Sheridan Counties. Currently NCAP Head Start operates fifteen centers, five of which are collaboration sites. The centers include six part-day/part-year classrooms, 1 full-day/full-year classroom, four home based options, and 5 collaboration sites. These programs serve a total of 204 children ages 3 to 5. The Early Head Start program was expanded in the fall of 2009 to include 27 families in Sheridan county thanks to the receipt of American Recovery and Reinvestment Act funds. The program has increased from four to seven home-based programs, and now serves a total of 63 families, up from 36 families previously.

Preschool collaborations between NCAP Head Start and the public schools include, Crawford, Chadron, Gordon/Rushville and Hay Springs. Collaborative efforts also take place with the Child Development Center located on the Chadron State College campus. In each case the schools provide the collaborations with certified early childhood teachers to assist in strengthening quality child development for children, while Head Start provides family development to assist in strengthening families in becoming stable and self sufficient.

## DEMOGRAPHICS OF SERVICE AREA



### **Box Butte County**

**Land Area:** 1,075 square miles **Estimated Population (2006):** 11,132 **County Seat:** Alliance **Towns:** Alliance and Hemingford. **Primary Language:** English. **Second Language:** Spanish. **Public School Districts:** Alliance Public Schools, Alliance; District 39-Box Butte County, Alliance; District 42-Box Butte County, Alliance; District 44-Box Butte County, Alliance; Eastpoint Public School, Alliance; Hemingford Public Schools, Hemingford. **Private School Districts:** St. Agnes Elementary School, Alliance.

Box Butte has the highest population density in Northwest Community Action Partnership's service area, and is the location of Alliance, the most populous town in Northwest Community Action Partnership's Service area. Alliance's population estimation in 2004 was 8,351.

The Head Start/Early Head Start program has two Head Start part day/part year centers (Alliance I & Alliance II), one Head Start full day/full year center (Alliance FD/FY), one Head Start home base program and two Early Head Start programs (Box Butte I & Box Butte II) located in Alliance.

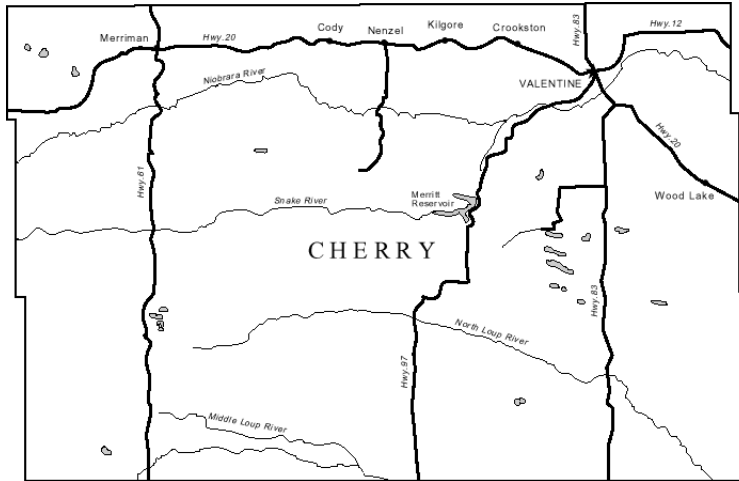
Some of Box Butte County's major employers are Burlington Northern Santa Fe Railroad, Parker Hose Product Division and Perrin Manufacturing Inc. Agriculture is still a major industry in Box Butte County with a high population of seasonal and migrant workers most of which are Spanish speaking.

Quality continuing education in Alliance is available through the Alliance Learning Center. The center serves as home to the Alliance Public Library, Western Nebraska Community College and Chadron State College's distance learning programs.

For more than 150 years, Burlington Northern Santa Fe Railroad (BNSF) has been quietly delivering cars, coal, clothing, games and nearly anything else found in homes and businesses. When the predecessors to BNSF Railway first started operations, we were building a nation by shrinking America's borders. Today, their focus is on using speed, agility and resourcefulness to help expand the global marketplace for goods and services from hubs such as the one located in Alliance, NE.

Parker Hose Production Division - Parker Hannifin has its roots going back to 1972, when Electric Hose & Rubber chose Alliance as a plant site. Automotive hoses were the primary product line of Electric Hose & Rubber for many years until DAYCO purchased the plant.

Perrin Manufacturing Inc. is a custom manufacturer of off-highway HVAC systems of OEMs nationwide. With market experience 25 years plus, Perrin Manufacturing Inc. understands the need for change. Their focus and goal is customer satisfaction and continuous improvement of product and service.



## Cherry County

**Land Area:** 5,961 square miles

**Estimated Population (2006):**

5,934 **County Seat:** Valentine

**Towns:** Brownlee, Unincorporated;

Cody; Crookston; Eli,

Unincorporated; Kilgore; Merriman;

Nenzel; Sparks; Valentine; Wood

Lake. **Public School Districts:**

Ballard Marsh Public School,

Valentine; Brownlee Public School,

Brownlee; Carver Public School,

Whitman; Cody-Kilgore Public

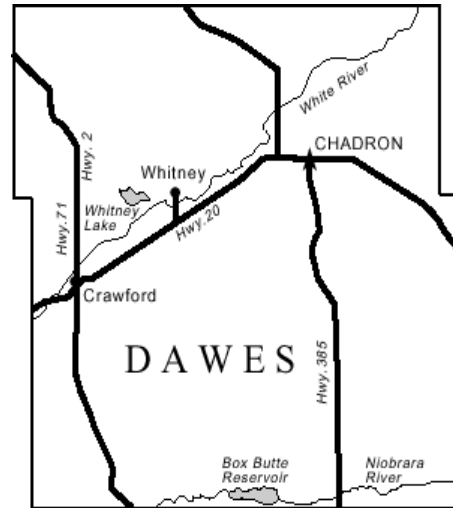
Schools, Cody and Kilgore; Crookston Public Schools, Crookston; Cutcomb Lake Public School, Cody; District 45-Cherry County, Crookston; District 83-Cherry County, Nenzel; District 167-Cherry County, Valentine; Elsmere Public School, Elsmere; Evergreen Public School, Valentine; Goose Creek Public School, Valentine; Hart Lake Public School, Gordon; Irwin Public School, Gordon; Kewanee Public School, Valentine; Merriman Public School, Merriman; Merryland Park School, Valentine; Mother Lake Public School, Ashby; Pioneer Public School, Gordon; Redmill Public School, Hyannis; Simeon Public School, Valentine; Sparks Public School, Sparks; Valentine City Schools, Valentine; Valentine Rural High School, Valentine; Willow Valley Public School, Gordon; Wood Lake Public School, Wood Lake. **Private School Districts:** Valentine Grace Lutheran School, Valentine; Zion Lutheran Elementary School, Valentine.

Cherry County is located in north central Nebraska and is the center of a diverse region of quiet lakes, grassy sand hills, secluded waterfalls, a national forest, two national wildlife refuges, big ranches with real cowboys, and one of the ten best canoeing rivers in the United States. It also has more than 200,000 acres of public land with some of the best hunting and fishing around. Cherry County is the third most populous county in Northwest Community Action Partnership's service area; however, is still defined as a "frontier" averaging only one person per square mile.

The Head Start/Early Head Start program has one Head Start part day/part year center (Valentine) and one home base program (Cherry County). Cherry County is a very large county with open spaces consisting of many ranches. Home Base is a great option for these families. Many families in the Home Base option in Cherry County are of two parent families. Valentine also borders the Pine Ridge Indian Reservation and the Rose Bud Casino. The Casino employs many people from Valentine.

## **Dawes County**

**Land Area:** 1,400.86 square miles **Estimated Population (2006):** 8,466 **County Seat:** Chadron **Towns:** Chadron; Crawford; Marsland, Unincorporated; Whitney. **Primary Language:** English **Public School Districts:** Alpha Public School, Chadron; Belmont Public School, Chadron; Chadron Public Schools, Chadron; Cottonwood Public School, Hemingford; Crawford Public School, Crawford; Prairie Home Public School, Chadron; Trunk Butte Public School, Chadron; Valley Star Public School, Crawford; Whitney Public School, Whitney. **State-Supported Schools:** Pine Ridge Job Corps, Chadron. **Private School Districts:** Prairie View Seventh-Day Adventist School, Chadron.



Chadron is headquarters for the administrative offices of Northwest Community Action Partnership which includes Community Services, Senior Volunteer Program, Weatherization, Head Start/Early Head Start and the Finance and Human Resource Departments.

The Head Start/Early Head Start program has two Head Start part day/part year centers (Chadron I & Chadron II), a collaboration with Chadron Public Schools for a full day/part year center (Chadron 3), a collaboration with Chadron State College Child Development Center (CDC) and two home base programs that serve both Head Start and Early Head Start programs (Dawes I & Dawes II) located in Chadron and the Crawford Early Childhood Program is a collaboration with Crawford Public schools in Crawford.

Some major employers in Dawes County include Chadron State College, Wal-Mart, Chadron State Park, Pine Ridge Job Corps, Fort Robinson State Park, mining, and agriculture.

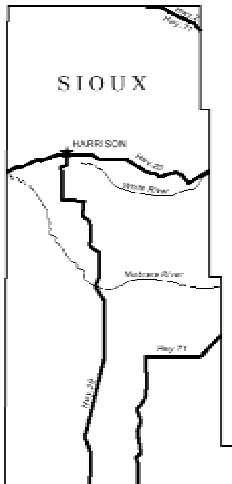
No Map  
Available

## Sheridan County

**Land Area:** 2,470 square miles **Estimated Population (2006):** 5,571 **County Seat:** Rushville  
**Towns:** Clinton, Gordon, Hay Springs, Rushville  
**Primary Language:** English. **Public School Districts:** Hay Springs Schools, Gordon-Rushville Schools.

The Head Start/Early Head Start program has one Head Start part day/part year center (Gordon) and one home base (Sheridan Co.) in Gordon. Collaborations include two Head Start part day/part year centers. The Head Start in Hay Springs is a collaboration with the Hay Springs public schools, while the collaboration in Rushville is in conjunction with the Gordon-Rushville public schools. Through the receipt of American Recovery and Reinvestment Act funds, NCAP has expanded their Early Head Start to include Sheridan County. Three new Family Development Advocates were hired to accommodate the addition of 27 new Early Head Start families.

Today, US Highway 20 and Nebraska 27 intersect in Gordon, reinforcing its natural location as an agricultural and commercial center and also its development as a medical and cultural center. Nebraska Highway 27 coincides with Gordon's original Main Street, a thoroughfare that has pulsed with the life of the town from its earliest days. Here, and throughout the extended, far-flung community, resources merge to create continuity and progress. Agriculture is the largest industry in Sheridan County. Grocery stores, discount centers, and nursing care facilities are some other major employers in Sheridan County.



## Sioux County

**Land Area:** 2,067 square miles **Population (2007):** 1,475 **County Seat:** Harrison  
**Towns and Population (2000):** Harrison, 291. **Primary Language:** English  
**Public School Districts:** Bodarc Public School, Harrison; Chalk Butte Public School, Hemingford; Glen Public School, Crawford; Harrison Public School, Harrison; Hat Creek Public School, Harrison; Hillview Public School, Crawford; Panhandle Public School, Harrison; Pink Public School, Marsland; Sioux County High School, Harrison.

Sioux County is the least populated (1457) of the counties served by NCAP. It is the second largest in land area. Harrison is the county seat and has a population of 279. Sioux County does not have Head Start services but receives the other services provided by NCAP. Ranching is the major industry in Sioux County.

## **SOCIAL/ECONOMIC IMPACTS**

Overall, Northwest Community Action Partnership reaches many more lives than just our clients. It is a community-based program that is involved in serving the entire communities in our service area. Each program provides services to families assisting them in building foundations for self-sufficiency.

As of May 2010, all of Northwest Community Action Partnership's service area has emerged from being in an "abnormally dry" drought status according to the US Drought Monitor operated by the University of Nebraska-Lincoln. This is a significant improvement when considering we have been in abnormally dry status for many years now.

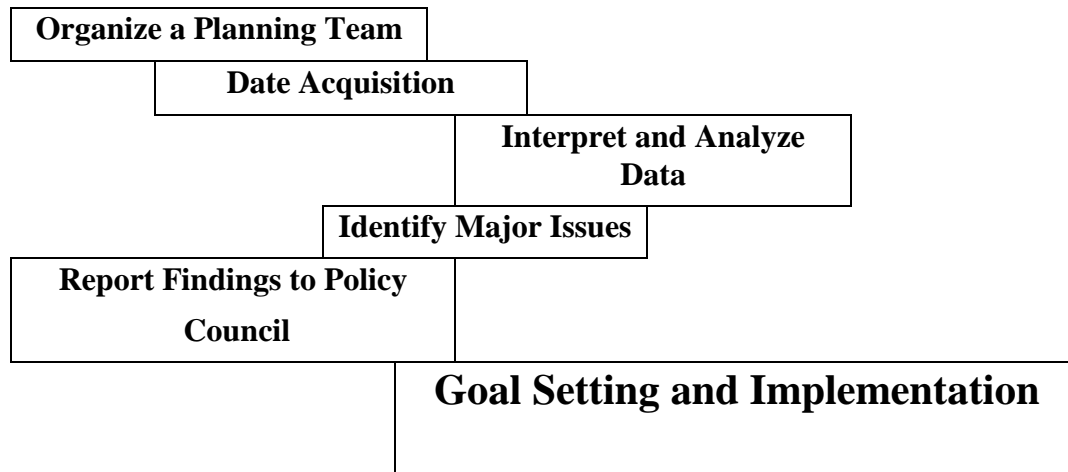
Throughout the last couple years, the service area has not been completely unaffected by the current state of the economy. The closure of businesses has affected the ability for our unemployed population to find and retain gainful employment. Local Pride, the meat packing plant in Gordon and one of Sheridan County's major employers, closed its doors in November 2008, resulting in the loss of 70 jobs. Burlington Northern Sante Fe Railroad has experienced two separate employee furloughs. In January 2009, 68 area BNSF employees were furloughed, and again in May 2009 an additional 107 employees were furloughed. Woolrich, Inc. also closed the remaining portion of their facilities in Box Butte County, resulting in the loss of 25 positions. Other businesses in Box Butte County that have closed in the last year include: Nebraska Boys Ranch, Food Pride, Wolf Auto, Pryor's, Mama Rita's Mexican Restaurant, Fireside Grill, Nelson Wells, Shop N Save Liquor, No Place Like Home, Atown Depot, Alstom, Millennium Computers, Rhoades 2, Special Stitches, Crystal Garden Giftshop, and Pet Depot. The total number employees affected by these layoffs is approximately 181 positions. The Dawes County communities have seen the closure of Western Wats, a call center that employed over 100 people, and also the local Nebraska Workforce Development office. Though the closure of the workforce development office only resulted in the layoff of a couple employees, it seriously affects the ability of our clients, in our entire service area, to find employment.

Area schools and the local colleges have also had to deal with the loss of state funding by implementing a reduction in force, resulting in positions being cut and additional jobs being lost. Sheridan County has been affected the most with the loss of 14 positions within the Gordon-Rushville school system. Dawes County has seen the loss of 2 teaching positions and a currently undetermined number of paraprofessional positions. Chadron State College has also seen budgetary restraints and has elected to not re-hire for positions that were able to be reabsorbed into other current held positions.

# The Community Assessment Planning Process

## Community Assessment Data

Our Community Assessment is a compilation of both internal and external data, as well as quantitative and qualitative data. Qualitative information is gathered by information received from staff, clients and community surveys. Quantitative data is compiled from information acquired from sources such as Nebraska Health and Human Services Nebraska County Profiles and Vital Statistics report, the Census and Nebraska Department of Economic Development Nebraska Databook, the Nebraska Department of Education and other various means from the web. Valuable information has come from Nebraska Panhandle Partnership for Health and Human Services and other existing community assessments. The information from these sources assist in determining the current status of children and families within this five county region and assist with agency strategic planning and developing long-range and short-range objectives. (1305.3(d)(1))



# Requirement # 1

## **Demographics**

The demographic make-up of Northwest Community Action Partnership Head Start / Early Head Start eligible children and families, including their estimated number, geographic location, and racial and ethnic composition.

**Table 1. Population, Square Miles and Population Density<sup>1</sup>**

Count/Town	2000 Census Population	Estimated 2006 Population	Estimated 2007 Population	Square Miles	Estimated Population Density 2007*	Population Density 2000 Census
Alliance	8,959	8,155	8,064			
Hemingford	993	895	884			
<b>BOX BUTTE</b>	<b>12,158</b>	<b>11,388</b>	<b>10,974</b>	<b>1,077.84</b>	<b>10.19</b>	<b>11.28</b>
Cody	149	143	137			
Kilgore	99	96	92			
Merriman	118	114	109			
Nenzel	13	12	12			
Valentine	2,820	2,774	2,647			
<b>CHERRY</b>	<b>6,148</b>	<b>6,071</b>	<b>5,691</b>	<b>6,009.54</b>	<b>.95</b>	<b>1.02</b>
Chadron	5,634	5,208	5,489			
Crawford	1,107	1,016	1,040			
Whitney	87	88	88			
<b>DAWES</b>	<b>9,060</b>	<b>8,746</b>	<b>8,811</b>	<b>1,400.86</b>	<b>6.29</b>	<b>6.47</b>
Clinton	30	28	27			
Gordon	1,756	1,561	1,529			
Hay Springs	652	575	562			
Rushville	999	887	868			
<b>SHERIDAN</b>	<b>6,198</b>	<b>5,817</b>	<b>5,430</b>	<b>2,469.99</b>	<b>2.20</b>	<b>2.51</b>
Nebraska	1,711,263	1,747,214	1,769,473	77,353.73	22.62	22.12

\*Estimated 2007 Population divided by square miles

Northwest Community Action Partnership serves the northwest corner of Nebraska, referred to as part of the Panhandle. As shown in the graph, the estimated populations of each county continue to decrease<sup>1</sup>. Most of NCAP service area is considered “frontier” (six people per square mile) as is evidence by its low population per square mile, which ranges from 1 to 11. Nebraska as a whole has a population density of 22.

<sup>1</sup> Nebraska Department of Economic Development, Nebraska Databook

**Table 2. Racial-Ethnic Composition of Northwest Nebraska according to 2006 census estimates<sup>2</sup>**

State / County	Total Population	Total Hispanic **	One Race					Two or More Races
			White	Black or African American	American Indian and Alaska Native	Asian	Native Hawaiian and other Pacific Islanders	
		Total/ Percent*	Total/ Percent*	Total/ Percent*	Total/ Percent*	Total/ Percent*	Total/ Percent*	Total/ Percent*
<b>BOX BUTTE</b>	11,132	1039	10,458	52	326	68	1	227
		9.3%	93.9%	0.5%	2.9%	0.6%	0.0%	2.0%
<b>CHERRY</b>	5,934	76	5,549	5	228	24	13	115
		1.3%	93.5%	0.1%	3.8%	0.4%	0.2%	1.9%
<b>DAWES</b>	8,466	250	7,828	115	333	37	5	148
		3.0%	92.5%	1.4%	3.9%	0.4%	0.1%	1.7%
<b>SHERIDAN</b>	5,571	110	4,835	5	613	11	1	106
		2.0%	86.8%	0.1%	11.0%	0.2%	0.0%	1.9%
<b>SIOUX</b>	1,403	36	1,380	0	2	3	0	19
		2.6%	98.4%	0.0%	0.1%	0.2%	0.0%	1.3%
<b>Nebraska</b>	1,768,331	130,304	895,732	77,636	17,103	29,253	1,225	20,432
		7.4%	50.7%	4.4%	1.0%	1.7%	0.1%	1.2%

\* Total in column divided by total population for county percentages. State Percentages<sup>2</sup>

\*\* "Hispanics" can be of any race i.e., it is an ethnic not a racial category.

[www.neded.org/files/research/stathand/bsect17.htm](http://www.neded.org/files/research/stathand/bsect17.htm)

<sup>2</sup> Nebraska Department of Economic Development, Databook (<http://www.neded.org/files/research/stathand/bsect17.htm>)

**Table 3. Race of NCAP Head Start and Early Head Start Children<sup>3</sup>**

Program/Year	Hispanic Origin	White	Black or African American	American Indian or Alaska Native	Asian	Native Hawaiian or other Pacific Islander	Bi-racial, other or unspecified	Total Actual Enrolled
	Total/Percent	Total/Percent	Total/Percent	Total/Percent	Total/Percent	Total/Percent	Total/Percent	
<b>HS 2008-2009</b>	17	130	0	44	4	2	50	247
	6.9%	52.7%	0.0%	17.9%	1.7%	0.8%	20.3%	
<b>EHS 2008-2009</b>	2	45	2	5	1	6	11	72
	2.8%	62.5%	2.8%	7.0%	1.4%	8.4%	15.3%	
<b>HS 2007-2008</b>	41	157	0	63	2	4	44	270
	15.2%	58.1%	0.0%	23.3%	0.7%	1.5%	16.3%	
<b>EHS 2007-2008</b>	5	31	0	10	2	2	13	63
	7.9%	49.2%	0.0%	15.9%	3.2%	3.2%	20.6%	
<b>HS 2006-2007</b>	47	181	0	64	1	3	21	270
	17.4%	67.0%	0.0%	23.7%	0.4%	1.1%	7.8%	
<b>EHS 2006-2007</b>	5	39	0	16	0	3	11	69
	8.3%	65.0%	0.0%	26.7%	0.0%	5.0%	18.3%	
<b>HS 2005-2006</b>	30	130	2	61	1	1	18	213
	14.1%	61.0%	0.9%	28.6%	0.5%	0.5%	8.5%	
<b>EHS 2005-2006</b>	2	41	0	5	9	0	11	66
	3.0%	62.1%	0.0%	7.6%	13.6%	0.0%	16.7%	
<b>HS 2004-2005</b>	28	157	2	49	0	2	28	238
	11.8%	66.0%	0.8%	20.6%	0.0%	0.8%	11.8%	
<b>EHS 2004-2005</b>	3	29	0	10	0	0	19	58
	5.2%	50.0%	0.0%	17.2%	0.0%	0.0%	32.8%	
<b>HS 2003-2004</b>	31	161	2	56	0	2	12	233
	13.3%	69.1%	0.9%	24.0%	0.0%	0.9%	5.2%	
<b>EHS 2003-2004</b>	3	48	0	10	0	0	1	59
	5.1%	81.4%	0.0%	16.9%	0.0%	0.0%	1.7%	

<sup>3</sup> Child Plus records from 2003/2004 to 2008/2009

**Table 4: Children ages zero to five in Poverty by Race/Ethnicity<sup>4</sup>**

County / State	White		Black or African American		Native American		Hispanic		More than one race or other		
	# 0-5 poverty	% 0-5 poverty	# 0-5 poverty	% 0-5 poverty	# 0-5 poverty	% 0-5 poverty	# 0-5 poverty	% 0-5 poverty	# 0-5 poverty	% 0-5 poverty	Total
<b>BOX BUTTE</b>	98	64.9%	0	0.0%	13	<b>8.6%</b>	40	<b>26.5%</b>	40	<b>26.5%</b>	191
<b>CHERRY</b>	67	<b>82.7%</b>	0	0.0%	14	17.3%	0	0.0%	0	0.0%	81
<b>DAWES</b>	93	64.4%	14	9.7%	8	5.6%	7	4.9%	29	<b>20.1%</b>	151
<b>SHERIDAN</b>	47	42.7%	0	0.0%	53	48.2%	7	6.4%	10	9.1%	117
<b>Nebraska</b>	12,029	62.1%	3,148	16.2%	668	3.4%	3,639	18.8%	3,279	16.9%	22,763

\*Asian and Pacific Islanders were not included as no people ages 0-5 were reported below poverty

Bolded numbers are numbers of interest. Sheridan County has an extremely high rate of Native American children in poverty with almost half of the children in poverty being Native American. Likewise, all counties in our service area are well above the state average for the number of Native American children in poverty. Box Butte has a high rate of Hispanic and other or more than one race children in poverty. Overall the highest rate of poverty occurs in white children.

**Table 5: Percent of minority (racial) families (households w/related children under 18) in poverty<sup>5</sup>**

County / State	Total Families	Total Families Poverty	Total White alone families	Total non-white families	Total White Alone in Poverty	Total Non-White (minority) Families in Poverty	Percent of Families in Poverty that are not Minority	Percent of Minority Families in Poverty
<b>Box Butte</b>	3,318	453	2,863	455	280	173	38%	38%
<b>Cherry</b>	1,588	213	1,437	151	180	33	15%	22%
<b>Dawes</b>	1,747	251	1,561	186	178	73	29%	39%
<b>Sheridan</b>	1,550	314	1,269	281	196	118	38%	42%

Around 40% of minority families are in poverty in Box Butte, Dawes, and Sheridan with Cherry having a lower rate. Statistics on specific races are not kept for all counties due to such a low number in our service region, so a “by race analysis” of families in poverty is not possible. Though not in our service area, it would be valuable to mention that two of the poorest counties in the nation are Bennett and Shannon counties in South Dakota<sup>5</sup> which border our service area to the north.

<sup>4</sup> US Census Bureau, 2000

<sup>5</sup> America’s Forgotten Children, Child Poverty in Rural America

**Table 6: Percentage of Native American Families (with related children under 18) in Poverty<sup>6</sup>**

County*	Total Families	Total Families in Poverty	Total Native American Families	Total Native American Families in Poverty	% of Native American Families in Poverty
<b>BOX BUTTE</b>	3318	453	108	70	65%
<b>CHERRY</b>	1588	213	70	33	47%
<b>SHERIDAN</b>	1550	191	225	96	43%
<b>Total</b>	6456	2216	403	199	50%

\*Statistics on Native American families were kept only on three counties in our service area.

Two thirds of all Native American families in Box Butte County are in poverty, and half of Native American families in Cherry and Sheridan Counties are in poverty. Statistics were not kept on Native American families in Dawes County.

**Table 7: Enrollment of Homeless Families in Head Start/Early Head Start<sup>7</sup>**

	Early Head Start	Head Start
<b>2006-07</b>	0	0
<b>2007-08</b>	1	2
<b>2008-09</b>	5	9
<b>2009-10</b>	29 *	22

\*Includes the Sheridan EHS expansion families not included in the previous years.

Many families are moving back in with other family members due to the downturn of the economy and other family situations. This fluctuation is resulting in a significant increase in the number of homeless families in the Head Start and Early Head Start programs.

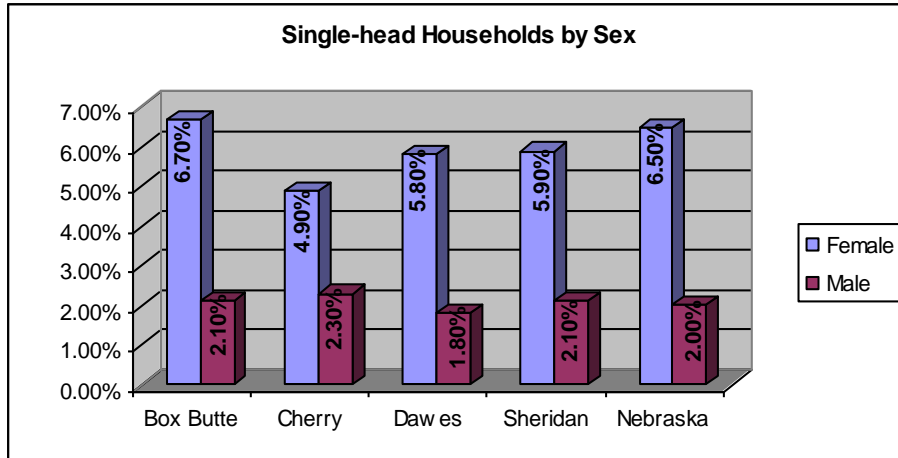
**Table 8: Single vs. Two Parent Households in Head Start/Early Head Start Families<sup>7</sup>**

County / City	Two-Parent Household	Single Parent Household	Dual Custody Family	Total Households
<b>Box Butte</b>	72	34	2	108
	67%	32%	2%	
<b>Cherry</b>	15	14	5	34
	45%	42%	15%	
<b>Dawes</b>	72	36	1	109
	66%	33%	1%	
<b>Sheridan</b>	30	14	1	45
	67%	32%	3%	
<b>Total</b>	189	98	9	296
	64%	34%	3%	

<sup>6</sup> US Census Bureau 2000, Fact Finder

<sup>7</sup> 2008-2009 PIR Reports

**Table 9. Percent of single-headed family households (with children <18) by sex<sup>8</sup>**



**Table 10. NCAP Head Start/Early Head Start Programs in Northwest Nebraska**

County	# of Children in County 0-5 <sup>9</sup>	Children funded by Head Start in 2007 <sup>10</sup>	Program Options	Location of program	Miles from Central Office
Box Butte	705	128	Head Start center base and home base Early Head Start home base	Alliance, NE	58
Cherry	336	28	Head Start center base and home base	Valentine, NE	140
Dawes	476	114	Head Start center base and home base Early Head Start home base School collaborations (2)	Chadron Crawford	0 24
Sheridan	323	41	Head Start center base and home base School collaborations (2) Early Head Start home base	Gordon Hay Springs Rushville	48 20 29
Total	1,840	311			
Nebraska <sup>10</sup>	129,796	5080			

<sup>8</sup> Department of Health and Human Service, 2005 Statistical Profile (<http://www.hhs.state.ne.us/profiles/sheridan.htm>)

<sup>9</sup> The Annie Casey Foundation: CLIKS

<sup>10</sup> Office of Head Start

# Requirement # 2

## **Child Development/Child Care**

Other child development and child care programs that are serving Head Start eligible children, including publicly funded state and local preschool programs, and the approximate number of Head Start eligible children served by each.

**Table 11. Other Child Development and Child Care Programs serving Head Start eligible children and families<sup>11</sup>**

County/City	Child Care Centers	Pre-Schools	Child Care Homes	Approved Child Care Homes thru NHHS
<b>Box Butte</b>	5	4	20	41
<b>Alliance</b>	5	4	18	
<b>Hemingford</b>	0	0	2	
<b>Cherry</b>	1	2	12	12
<b>Cody</b>	0	0	1	
<b>Merriman</b>	0	0	0	
<b>Valentine</b>	1	2	11	
<b>Dawes</b>	3	1	20	31
<b>Chadron</b>	3	1	16	
<b>Crawford</b>	0	0	4	
<b>Sheridan</b>	2	2	10	11
<b>Gordon</b>	1	1	6	
<b>Hay Springs</b>	1	1	2	
<b>Rushville</b>	0	0	2	

A collaboration between NCAP Head Start and the public schools have formed preschool programs in Crawford, Chadron, Hay Springs, and Gordon-Rushville. The Rushville Preschool started in the Fall of 2005, the Crawford, Hay Springs and Chadron Preschools started in January of 2006.

**Table 12. Child Care<sup>12</sup>**

	Box Butte	Cherry	Dawes	Sheridan	Total
# need child care	8	5	19	6	38
# denied child care because disability	0	1	2	0	3
# feel they have quality child care	24	13	34	32	103
# who have difficulty paying child care	9	4	15	11	39
# receiving child care subsidy	8	6	14	4	32
# of licensed child care providers	8	12	24	19	63
# aware of providers training	13	6	19	11	49
# aware of criminal background checks	12	10	19	9	50
# of children attending preschool	16	13	21	25	75

<sup>11</sup> Department of Health and Human Services Child Care Roster as of 2/27/09

<sup>12</sup> Community Assessment Survey 2006-2007

**Table 13. Estimated number of Head Start eligible children being served by other providers**

County	# of children age <5 <sup>13</sup>	# of children age 3-4 *	% of children <5 in poverty <sup>12</sup>	Estimated number of Head Start Eligible Children**	Capacity of all licensed child care facilities <sup>14</sup>	Estimated of H.S. eligible children enrolled in other childcare ***
<b>Box Butte</b>	704	****	18%	127	635	114
<b>Cherry</b>	337	135	17%	57	189	32
<b>Dawes</b>	476	****	31%	148	399	124
<b>Sheridan</b>	322	129	27%	87	166	45
<b>Total</b>	1839	264	0.93	419	1389	315

\* This number was figured by taking the population <5 divided by five then multiplied by two.

\*\*This number was figured by taking the eligible age population times the poverty rate for children 0-5.

\*\*\* This number was figured by multiplying the poverty rate times the capacity of child care facilities.

\*\*\*\*These counties have Head Start and Early Head Start so they serve the whole 0-5 population

This chart was compiled by using numbers only from licensed day care, preschool and child care center numbers. It is hard to estimate Head Start eligible children in other childcare for many reasons. According to Head Start Records, 33% of children in Head Start/Early Head Start go to Kith and Kin care providers, and kith and kin providers are not on the Health and Human Services Rosters. Also, there are many approved providers, but their capacity number is not readily available due to the fact that Health and Human Services does not list them along with the licensed care provider. Additionally, if the parent(s) is unemployed, there is not a need for an out-of-home daycare provider, but their family could be eligible for Head Start/Early Head Start. Even though there is an estimated number of children in other day care facilities, there is no way to prove that they actually are in daycare, and moreover, that their families can afford it. Another problem with the estimation is that it is based on capacity of the day care facilities, not on actual daycare counts.

<sup>13</sup> Kids Count, Nebraska 2007 Report

<sup>14</sup> Department of Health and Human Services, Child Care Roster, Feb. 2009

### Child Care Licensing Roster, February 2009

Name	Facility Name	Address	City	County	State	Zip	Phone #	Capacity	License
Acosta, Jennifer		520 West 11th	Alliance	Box Butte	NE	69301	(308) 762-1132	10	FCCH 1
After School Alliance - Emerson		700 Black Hills	Alliance	Box Butte	NE	69301	(308) 762-4093	100	CCC
After School Alliance - Grandview		615 Grand	Alliance	Box Butte	NE	69301	(308) 762-4519	100	CCC
Alliance Early Childhood Program		212 E 24th Street	Alliance	Box Butte	NE	69301	(308) 762-4425	40	CCC
Alliance Head Start Center		1028 E 3rd St West Bldg	Alliance	Box Butte	NE	69301	(308) 762-2251	60	CCC
Alwin, Shannon		472 18th Terrace	Alliance	Box Butte	NE	69301	(308) 762-3989	10	FCCH 1
Barker, Paula		1436 Boise	Alliance	Box Butte	NE	69301	(308) 762-3987	10	FCCH 1
Boyer, Peggy	Noah's Ark Preschool	1202 East 10th St	Alliance	Box Butte	NE	69301	(308) 762-2201	45	CCC
Church of the Holy Rosary, Corp.	Busy Bunnies Preschool	1104 Cheyenne	Alliance	Box Butte	NE	69301	(308) 762-2315	34	Preschool
Coffee, Pam	Pam's Daycare	715 Box Butte	Alliance	Box Butte	NE	69301	(308) 762-5691	12	FCCH 2
Curtis, Tammy	Tammy's Place	602 Box Butte	Hemingford	Box Butte	NE	69348	(308) 487-5445	12	FCCH 2
Felker, Michelle	Kidz Comfort Zone Daycare	1219 Laramie	Alliance	Box Butte	NE	69301	(308) 760-3471	12	FCCH 2
Freeze, Jodi		1629 Buchfinck Ave	Alliance	Box Butte	NE	69301	(308) 762-2400	10	FCCH 1
Grant, Deborah		2581 S Highway 385	Alliance	Box Butte	NE	69301	(308) 762-3653	10	FCCH 1
Hinkley, Angela		716 E 8th Street	Alliance	Box Butte	NE	69301	(308) 762-9125	10	FCCH 1
Honey Bear Preschool, Inc	Honey Bear Preschool	416 West 15th Street	Alliance	Box Butte	NE	69301	(308) 762-3598	22	Preschool
Hood, Barbara		2520 County Rd 58	Alliance	Box Butte	NE	69301	(308) 762-9648	10	FCCH 1
Immanuel Lutheran Little Angels Preschool		1024 Box Butte	Alliance	Box Butte	NE	69301	(308) 762-4663	14	Preschool
Jensen-Monroe, Jennifer		815 Big Horn	Alliance	Box Butte	NE	69301	(308) 760-3828	10	FCCH 1
Kaman, Cheryl		508 Box Butte	Hemingford	Box Butte	NE	69348	(308) 487-3397	10	FCCH 1
Kaufman, Shelly	Tiny Tots Daycare	404 Snyder Place	Alliance	Box Butte	NE	69301	(308) 762-1976	12	FCCH 2
Leider, Nancy		1522 Big Horn	Alliance	Box Butte	NE	69301	(308) 762-4669	10	FCCH 1
LeMunyan, Jackie		1216 Potash	Alliance	Box Butte	NE	69301	(308) 760-1955	10	FCCH 1
Owens, Kristy		1135 West 14th St	Alliance	Box Butte	NE	69301	(308) 762-4431	10	FCCH 1
Rippe, Christine		1420 Countryside Lane	Alliance	Box Butte	NE	69301	(308) 762-5059	10	FCCH 1
Robbins, Bethany		916 Niobrara	Alliance	Box Butte	NE	69301	(308) 762-	10	FCCH 1

							1807		
St John's United Lutheran Preschool		2090 Emerson	Alliance	Box Butte	NE	69301	(308) 762-1883	12	Preschool
Toof, Tami	Friends Forever childcare	606 Pioneer Avenue	Alliance	Box Butte	NE	69301	(308) 762-7068	10	FCCH 1
Varvel, Trudy		1447 Boise	Alliance	Box Butte	NE	69301	(308) 762-7624	10	FCCH 1
Bancroft, Melissa		304 West 3rd St	Valentine	Cherry	NE	69201	(402) 376-1710	12	FCCH 2
Colburn, Kathy		527 E 6th St	Valentine	Cherry	NE	69201	(402) 376-1545	10	FCCH 1
Cumbow, Stephanie		801 N Government	Valentine	Cherry	NE	69201	(402) 376-2597	10	FCCH 1
Evans, Deb	Little Lambs Preschool	224 N Government St	Valentine	Cherry	NE	69201	(402) 376-2720	20	Preschool
Fowler, Elsie		521 East B St	Valentine	Cherry	NE	69201	(402) 376-1683	10	FCCH 1
Keller, Mary		HC 15, Box 94	Valentine	Cherry	NE	69201	(402) 376-1567	12	FCCH 2
Long, Amanda		224 N Western St	Valentine	Cherry	NE	69201	(402) 376-1623	10	FCCH 1
Marshall, Paula		PO Box 115	Cody	Cherry	NE	69211	(402) 823-4239	12	FCCH 2
McGinley, Jessica		802 Craig St	Valentine	Cherry	NE	69201	(402) 376-1105	10	FCCH 1
Monroe, Kristi		503 N Hall	Valentine	Cherry	NE	69201	(402) 376-2936	10	FCCH 1
Osnes, Letha		541 N Green St	Valentine	Cherry	NE	69201	(402) 376-2047	10	FCCH 1
Petersen, Chari		339 N Hall	Valentine	Cherry	NE	69201	(402) 376-3168	10	FCCH 1
Valentine Head Start		312 E 3rd St	Valentine	Cherry	NE	69201	(402) 376-3305	29	CCC
	Michelle's Day Care	439 N Valentine	Valentine	Cherry	NE	69201	(402) 376-1162	12	FCCH 2
	Noah's Ark Preschool	217 W 5th St	Valentine	Cherry	NE	69201	(402) 376-1556	12	Preschool
Bach, Brittany		302 Ann St	Chadron	Dawes	NE	69337	(308) 430-4891	10	FCCH 1
Bagneschi, Rhiannon		1245 Maple Street	Chadron	Dawes	NE	69337	(308) 430-4649	10	FCCH 1
Baumann, Jennifer	Little Angel Daycare	448 N Morehead	Chadron	Dawes	NE	69337	(308) 430-5447	12	FCCH 2
Chadron Head Start		324 Spruce	Chadron	Dawes	NE	69337	(308) 432-4378	60	CCC
Child Development Center		1000 Main Street	Chadron	Dawes	NE	69337	(308) 432-6379	47	CCC
Child Development Center at Grace Church		450 Bordeaux	Chadron	Dawes	NE	69337	(308) 432-2229	50	CCC
Dailey, Jane	Kidden' Around	369 King St	Chadron	Dawes	NE	69337	(308) 432-3516	12	FCCH 2
Deines, Sonya	Kidz Works	41 Stockade Rd	Chadron	Dawes	NE	69337	(308) 432-4739	12	FCCH 2
Evertson, Wendy		422 Chapin	Chadron	Dawes	NE	69337	(308) 432-	10	FCCH 1

							4478		
Hoffman, Betty	Hoffman Child Care	315 N Mears	Chadron	Dawes	NE	69337	(308) 432-3596	12	FCCH 2
Holmes, Susan		333 Chapin	Chadron	Dawes	NE	69337	(308) 432-3799	10	FCCH 1
Hughes, Irene		514 Elm Street	Crawford	Dawes	NE	69339	(308) 665-2017	10	FCCH 1
Marchant, Nadine	Marchant Day Care	520 Shelton	Chadron	Dawes	NE	69337	(308) 432-5826	12	FCCH 2
Price, Julie		1720 Centennial Dr	Chadron	Dawes	NE	69337	(308) 432-2612	10	FCCH 1
Retzlaff, Lori		23 McHenry	Chadron	Dawes	NE	69337	(308) 432-3826	10	FCCH 1
Rudloff, Jody		227 Reed Street	Crawford	Dawes	NE	69339	(308) 665-1414	12	FCCH 2
Serres, Denita		448 N Mears	Chadron	Dawes	NE	69337	(308) 432-5265	10	FCCH 1
Webster, Melissa	Mel's Playground	634 Lake Street	Chadron	Dawes	NE	69337	(308) 432-6991	12	FCCH 2
Wild, Dawn		885 West 16th St	Chadron	Dawes	NE	69337	(308) 432-2532	10	FCCH 1
Wild, Millie	Sunshine Daycare	1840 S Maple	Chadron	Dawes	NE	69337	(308) 432-3811	12	FCCH 2
Yauney, Kay Lin	Kay's Child Care	363 King St	Chadron	Dawes	NE	69337	(308) 432-4622	12	FCCH 2
	Scribbles Children's Academy	503 Main St	Chadron	Dawes	NE	69337	(308) 432-3422	20	Preschool
	Irene's Preschool Daycare	518 Elm Street	Crawford	Dawes	NE	69339	(308) 665-1361	12	FCCH 2
	Dynamite Daycare	308 Annin St	Crawford	Dawes	NE	69339	(308) 430-2705	12	FCCH 2
Allison, Candance		308 N Cornell St	Gordon	Sheridan	NE	69343	(308) 282-1230	10	FCCH 1
Cerny, Alice		2809 US Hwy 20	Gordon	Sheridan	NE	69343	(308) 282-1460	10	FCCH 1
Dewitt, Trisha		412 N Ash St	Gordon	Sheridan	NE	69343	(308) 282-1604	10	FCCH 1
Drabbles, Raylene	Raylene's Daycare	103 N Miller	Hay Springs	Sheridan	NE	69347	(308) 638-7280	12	FCCH 2
Flueckinger, Sonja		501 N Spruce	Gordon	Sheridan	NE	69343	(308) 282-0556	10	FCCH 1
Gordon Head Start		116 E Lariat	Gordon	Sheridan	NE	69343	(308) 282-1719	20	CCC
Hay Springs Head Start		122 N Main	Hay Springs	Sheridan	NE	69347	(308) 638-7691	20	CCC
Sanders, Debra		856 West 2nd St	Gordon	Sheridan	NE	69343	(308) 282-0132	10	FCCH 1
Skinner, Tina	Noah's Ark Preschool	340 N Miller St	Hay Springs	Sheridan	NE	69347	(308) 638-7515	12	Preschool
Snyder, Colette		605 Loofborrow St	Rushville	Sheridan	NE	69337	(308) 360-0286	10	FCCH 1
Taylor, Bea Anne		513 N Elm	Gordon	Sheridan	NE	69343	(308) 282-0630	10	FCCH 1
Thiel, Jason	Little Lambs	801 N Elm	Gordon	Sheridan	NE	69343	(308) 282-	12	Preschool

	Preschool						0584		
	Noah's Ark Daycare Center	340 N Miller St	Hay Springs	Sheridan	NE	69347	(308) 638-7515	12	FCCH 2
	Kid's Club House	412 Richey	Rushville	Sheridan	NE	69360	(308) 327-2152	8	FCCH 2

# Requirement # 3

## **Disabilities**

The estimated number of children with disabilities four years old or younger, including types of disabilities and relevant services and resources provided to these children by community agencies.

The Department of Education can no longer release counts of kids in each category of disability if the number is under 10. This applies to most, if not all, of the disability categories that occur in our service area. As they could not provide a table of children 0-5 by disability broken into counties, please see Table 13 for a breakdown of Head Start/Early Head Start children and their types of disabilities.

**Table 14. Number and Type of Disability of Children served by Head Start/Early Head Start 2005 - 2009<sup>15</sup>**

Type of Disability	NCAP HS 2005-06	NCAP EHS 2005-06	NCAP HS 2006-07	NCAP EHS 2006-07	NCAP HS 2007-08	NCAP EHS 2007-08	NCAP HS 2008-09	NCAP EHS 2008-09
Autism					2		1	
Emotional/Behavior Disorder			1					
Health Impairment			1		2		2	
Hearing Impairment							1	
Learning			5		2			
Mental Retardation	1		2					
Orthopedic Impairment		1						
Speech or Language	9	2	17		13		16	
Traumatic Brain Injury	1							
Visual					2		2	
Non-Cat. Devel. Delay	6	3	7	2	4	1	10	4
Multiple Disorders								
Total Disabilities	34	6	33	2	25	1	32	4
Receiving Special Services	34	6	33	2	25	0	31	4

<sup>15</sup> Head Start / Early Head Start PIR reports 8/05 – 8/09

**Table 15. Number of Children age 0-5 in Head Start / Early Head Start with disabilities<sup>16</sup>**

	<b>NCAP HS 05-06</b>	<b>NCAP EHS 05-06</b>	<b>NCAP HS 06-07</b>	<b>NCAP EHS 06-07</b>	<b>NCAP HS 07-08</b>	<b>NCAP EHS 07-08</b>	<b>NCAP HS 08-09</b>	<b>NCAP EHS 08-09</b>
<b># of Children enrolled</b>	243	57	268	69	236	58	247	72
<b>Diagnosed Prior to Enrolling</b>	19	1	27	2	15		12	1
<b>Diagnosed During Enrollment</b>	15	5	8	0	10	1	17	3
<b>Total Diagnosed with IEP or IFSP</b>	34	6	35	2	25	1	29	4
<b>Percent of Enrollment with a disability</b>	13.9%	10.5%	13.1%	2.8%	10.6%	1.7%	12%	6%

NCAP Head Start and Early Head Start numbers fluctuate serving children with disabilities.

**Table 16. Disabilities<sup>17</sup>**

	<b># with physical disabilities</b>	<b># with mental disabilities</b>	<b># aware of local resources</b>	<b># aware of contact -concerns with adults</b>	<b># aware of contact for concerns for children</b>
<b>Box Butte</b>	11	1	21	20	30
<b>Cherry</b>	6	4	14	10	12
<b>Dawes</b>	12	3	33	30	35
<b>Sheridan</b>	21	4	25	27	28
<b>Total</b>	50	12	93	87	105

<sup>16</sup> Head Start / Early Head Start PIR reports 8/05 – 8/09

<sup>17</sup> Community Assessment Survey 2006-2007

# Requirement # 4

## **Education, Health and Nutrition Part I**

Data Regarding the education, health, nutrition and social service needs of NCAP eligible children and their families.

**Table 17. Head Start/Early Head Start Social Service needs<sup>18</sup>**

State/ County	Unemployment Number/Percentage			ADC/TANF Families Number/Percentage			Medicaid/Kids Connection Eligible Families Number/Percentage		
	County /State Stats <sup>19</sup>	NCAP Head Start Parents	NCAP Early Head Start Parents	County Stats <sup>19</sup>	NCAP Head Start Families	NCAP Early Head Start Families	Count Stats (ADC Children and Adults) <sup>19</sup>	NCAP Head Start Families	NCAP Early Head Start Families
<b>Box Butte</b>	212 3.7%	10 4.1%	8 11.2%	70	14 5.7%	10 13.9%	1005	58 23.5%	23 32%
<b>Cherry</b>	81 2.4%	5 1.6%		22	9 2.9%		572	21 26%	
<b>Dawes</b>	142 2.9%	11 4.5%	9 12.5%	46	14 5.7%	8 8%	737	64 19.1%	27 37.5%
<b>Sheridan</b>	86 2.7%	6 2.5%		30	5 2.1%		597	21 8.5%	
<b>Nebraska</b>	33,217 3.3%			10313			133,637		
<b>Totals</b>		32 13%	17 37.5%		42 17%	18 25%		190 77%	50 69.5%

NCAP families have a higher rate of unemployment, ADC/TANF eligibility and Medicaid/Kids Connection eligibility, which is understandable because lower income brackets would be unemployed and eligible for Kids Connection, ADC/TANF and Head Start/Early Head Start.

<sup>18</sup> Head Start / Early Head Start PIR Reports 2008-2009

<sup>19</sup> Department of Health and Human Services County Profiles 2004

**Table 18. Social Status of NCAP families<sup>20</sup>**

State/ County	Parental Status Single Parent Homes Number/Percentage		Educational Status Number/Percentage Not a High School Grad			In Training or School Number/Percentage			
	County Stats <sup>21</sup>	NCAP Head Start Families	NCAP Early Head Start Families	County Stats <sup>21</sup>	NCAP Head Start Families	NCAP Early Head Start Families	County Stats *	NCAP Head Start Parents	NCAP Early Head Start Parents
<b>Box Butte</b>	11.2%	23 9.4%	11 15.3%	11.9%	14 5.7%			2 .08%	2 2.8%
<b>Cherry</b>	10.3%	14 5.7%		8.8%	2 .08%			1 .04%	
<b>Dawes</b>	10.9%	27 11%	9 12.5%	7.7%	3 1.3%	4 5.6%		7 2.9%	4 5.6%
<b>Sheridan</b>	11.0%	14 5.7%		8.6%	5 2.1%			3 1.3%	
<b>Nebraska</b>	8.5%			13.4%					
<b>Total</b>		78 31.6%	20 27.8%		24 9.8%	4 5.6%		13 5.3%	6 8.4%

\*No statistics are kept on this at a county level

NCAP Head Start/Early Head Start households are more likely to be single parent homes than other families in their respective counties, with exceptions noted in Sheridan and Cherry counties. The percentage of single parent families in Early Head Start is between 1 ½ and 2 times the state average. NCAP Head Start/Early Head Start parents are more likely than the overall population in their respective counties to have their high school diploma. The number of parents that are in training or school is greatest in Dawes County. This is most likely because of the higher education opportunities in Chadron available through Chadron State College. Early Head Start serves pregnant teens and teens with children that are continuing with their high school education and they would also be included in the Early Head Start numbers.

<sup>20</sup> Child Plus reports 2008-2009

<sup>21</sup> Nebraska Department of Health and Human Services, 2004 Area Profiles

**Table 19. Physicians**<sup>22</sup>

County	Active Physicians	People per physician
<b>Box Butte</b>	5 + 6 PA's	1061
<b>Cherry</b>	4 + 1 PA	1211
<b>Dawes</b>	5 + 4 PA's	998
<b>Sheridan</b>	4 + 2 PA's	968

Each physician in our four-county area serves a large population. There are also many physician's assistants in our service area. Often people travel to Rapid City, South Dakota and/or Scottsbluff, Nebraska to seek medical services, particularly Specialists.

**Table 20. Number of Births, Births by Teens <19, and Number of Births out of Wedlock compared to state numbers**<sup>23</sup>

County/State	Number of Births	Births by Teens		Births out of Wedlock	
		Number	Percentage	Number	Percentage
<b>Box Butte</b>	150	17	12%	55	36.7%
<b>Cherry</b>	67	7	11%	24	35.9%
<b>Dawes</b>	95	6	7%	27	28.5%
<b>Sheridan</b>	68	6	9%	20	29.5%
<b>Nebraska</b>	26,723	2,143	8%	8,617	32.3%

\*Counties that had incident rates of less than five were not listed because of reasons of confidentiality

<sup>22</sup> Health Coordinator, Northwest Community Action Partnership

<sup>23</sup> Nebraska Department of HHS Vital Statistics, 2006 Birth Summary Tables (<http://www.hhs.state.ne.us/ced/vs.htm>)

**Table 21. 2006 Infant Mortality, Neonatal Mortality and No Care in First Trimester<sup>24</sup>**

County/State	Total Births	Infant Mortality*		Neonatal Infant Mortality		No Care in 1 <sup>st</sup> Trimester**
		number	percentage	number	percentage	percentage
<b>Box Butte</b>	150	0	0.0%	0	0.0%	23.3%
<b>Cherry</b>	67	0	0.0%	0	0.0%	35.8%
<b>Dawes</b>	95	1	1.1%	0	0.0%	16.8%
<b>Sheridan</b>	68	1	1.5%	0	0.0%	27.6%
<b>Nebraska</b>	26,723	173	0.7%	110	0.5%	28.5%

\* Rates on small numbers may be unreliable

\*\* Includes number of “unknown” when or if care was begun

**Table 22. 2006 Low/Very Low Birth Weight and Birth Defects<sup>24</sup>**

County / State	Total Births	Low/Very Low Birth Weight		Birth Defects (2002-2006)	
		Number	Percentage	Number	Percentage
<b>Box Butte</b>	150	12	8.0%	5	3.4%
<b>Cherry</b>	67	7	10.5%	2	3.0%
<b>Dawes</b>	95	6	6.4%	1	1.1%
<b>Sheridan</b>	68	1	1.5%	3	4.5%
<b>Nebraska</b>	26,723	2,243	8.4%	676	2.6%

Cherry County is higher than the state average for ‘No care in the 1<sup>st</sup> Trimester’. Sheridan and Dawes counties are also higher for Infant Mortality rates, but these numbers are based on such a low number of births for the counties that the numbers are easily skewed. All counties except Dawes show higher birth defect rates than the state, showing a need for additional prenatal care and education in these areas.

<sup>24</sup> Nebraska Department of Health and Human Services, Vital Statistics 2006

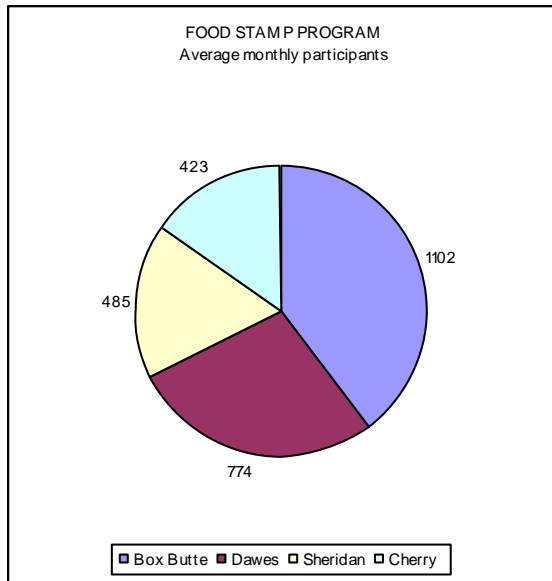
## Food Stamp Program

The USDA Food Stamp Program is designed to increase the purchasing power of low-income households by providing them with debit card that has a predetermined balance added to it each month, redeemable for food at retail outlets that accept the Nebraska EBT cards. This assistance allows the participating household to prepare nutritionally adequate meals. Eligibility for participation in this program is determined primarily through federal criteria established in three broad categories: income, assets, and work requirements. All of these criteria must be satisfied to be eligible to participate. The “monthly average per person” reported here is calculated using the formula:

$$\frac{\text{“total value of coupons” for the year}}{\text{“average number of monthly participants”} \times 12 \text{ months}}$$

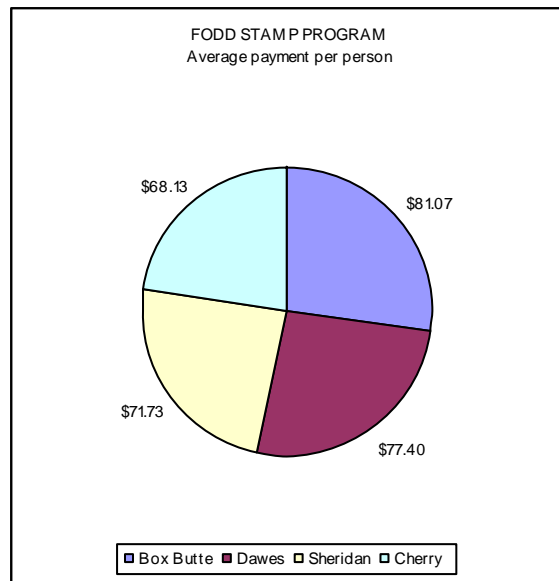
**Table 23<sup>25</sup>**

**Nebraska Total = 111,435 average monthly**



**Table 24<sup>25</sup>**

**Nebraska Total = \$79.42 average payment**



<sup>25</sup> Nebraska HHS Finance and Support, Financial Services Division, State and Federal Aid: Financial and Program Analysis Section

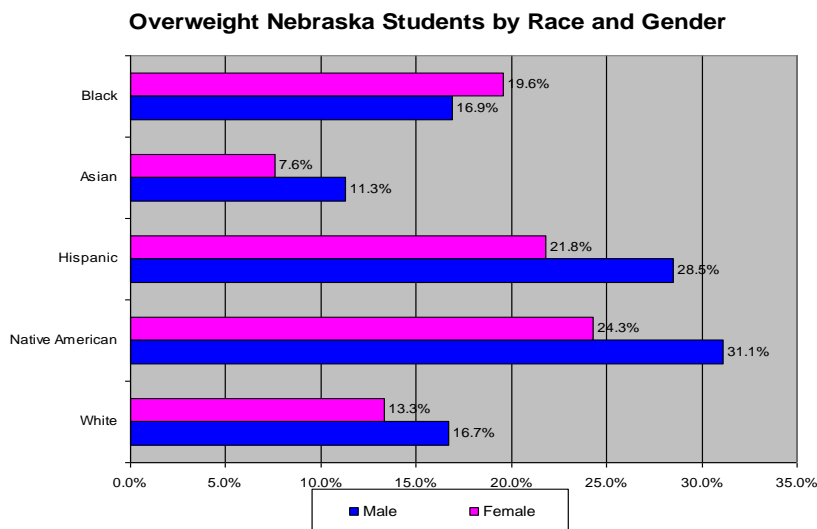
## Number of Persons Served by Public Health Programs

WIC – The Special Supplemental Nutrition Program for Women, Infants, and Children (WIC) is designed to improve the nutritional status of mothers and their children. It serves low-income pregnant, breast-feeding or postpartum women, infants, and children to their fifth birthday, and is based on a priority system of medical and nutritional needs. The program assesses nutritional status for qualifying mothers and children, and provides nutrition education and direct subsidies to purchase specific nutritious foods. Nutritional information is offered to mothers to help them to select healthy foods for themselves and their families. This program also serves as a “gateway” for access to other health and social services, such as medical care and childhood immunizations.

**Table 25 - WIC Participants, Unduplicated persons served, 2004<sup>26</sup>**

	Box Butte	Dawes	Sheridan	Cherry	Nebraska
<b>Pregnant Women</b>	32	42	28	11	4,527
<b>Breast Feeding</b>	31	50	35	25	5,609
<b>Postpartum</b>	92	49	41	42	10,951
<b>Infants</b>	76	60	41	36	9,521
<b>Children</b>	368	245	204	173	39,835
<b>Total WIC clients</b>	599	446	349	287	70,443

Obesity is defined using the Body Mass Index (BMI). To calculate the BMI, an individual’s weight in kilograms is divided by the individual’s height in meters squared. A BMI of 30.0 or greater in adults aged 18 and older indicates the person is obese. Nebraska ranks 40<sup>th</sup> out of 50 US states for obesity. The following chart<sup>27</sup> provides the percentage of overweight Nebraska students by race and gender. It shows that Hispanic and Native American’s are a greater risk than other races for being overweight.



<sup>26</sup> Department of Health and Human Services Area Profiles 2004

<sup>27</sup> Play Now or Pay Later: Prevention and Interventions in the Childhood Obesity Epidemic by Rita Berthelsen,

**Table 26. 2008 Renter Household<sup>28</sup>**

County/State	Renter Annual Income	Income needed to afford 2 BR FMR* as Percent of renter median	Percent of Renters Unable to Afford 2BR FMR* **	Monthly Rent Affordable at Renter Income
<b>Box Butte</b>	\$32,972	64%	28%	\$436
<b>Cherry</b>	\$30,947	68%	30%	\$421
<b>Dawes</b>	\$21,336	<b>99%</b>	<b>49%</b>	\$301
<b>Sheridan</b>	\$25,329	<b>83%</b>	<b>40%</b>	\$330
<b>Nebraska</b>	\$32,076	79%	28%	\$559

\*FMR = Fair Market Rent

\*\*This number was figured by taking the Number Earning 30% of AMI or Less Unable to Afford Rent (2000) plus Number Earning 30-50% of AMI Unable to Afford Rent (2000) divided by the total number of renter households.

Fair Market Rent is put forth by HUD. As the table shows, half of renters in Dawes County and 40% of renters in Sheridan County cannot afford a two bedroom place at FMR. In Dawes County, 99% of a renter’s average income is needed to afford a 2 bedroom apartment, while “affordable” rent is to be not more than 30% of income.

**Table 27. 2008 Median Household Incomes<sup>29</sup>**

County	Median Income	% difference from state
<b>Nebraska</b>	\$39,250	
<b>Box Butte</b>	\$40,670	-3%
<b>Cherry</b>	\$31,155	-26%
<b>Dawes</b>	\$29,215	-30%
<b>Sheridan</b>	\$29,426	-30%

Every county’s median household income is less than the state’s median income. Burlington Northern Sante Fe Railroad resides in Box Butte County, therefore providing them with a greater opportunity for higher wages than the other counties in our service area.

<sup>28</sup> National Low Income Housing Coalition (<http://www.nlihc.org/oor/oor2008/area.cfm?state=NE>)

<sup>29</sup> National Low Income Housing Coalition

**Table 28. Housing Information**<sup>30</sup>

County	Home			Average Monthly Payment	Received Financial Assistance			Homeless	
	Rent	Own	Other		Rent/ mortgage	Utilities/ fuel	lodging/ shelter	past	now
<b>Box Butte</b>	29	14	0	\$328.00	19	24	0	4	0
<b>Dawes</b>	46	13	0	\$312.30	6	26	3	36	11
<b>Sheridan</b>	32	46	2	\$270.34	10	32	1	11	0
<b>Cherry</b>	15	12	3	\$408.00	5	12	0	7	0
<b>TOTAL</b>	122	85	5	\$329.50 (avg)	40	94	4	58	11

**Table 29. Weatherization 10/2006 – 3/2007**

County	HHS serves		Homes Weatherized by NCAP
	Household	Persons	
<b>Box Butte</b>	600	2400	
<b>Cherry</b>	551	2204	
<b>Dawes &amp; Northern Sioux</b>	530	2120	
<b>Sheridan</b>	562	2248	
<b>Total</b>	2243	8972	57

The information in Table 28 is compiled using information on the number of families receiving HHS assistance, which is an automatic qualifier for the Weatherization Program. HHS figures on an average of 4 people per household. Northwest Community Action Partnership Weatherization program grants currently allow for up to 57 homes to be weatherized yearly. Funds received from the American Recovery and Reinvestment Act will allow Northwest Community Action Partnership to weatherize an additional 140 homes over a 3 year period.

<sup>30</sup> Community Assessment 2006-2007

# Requirement #5

## **Education, Health and Nutrition Part II**

The education, health, nutrition, and social needs of Head Start eligible children and their families as defined by families of Head Start eligible children and by institutions in the community that serve young children.

**Table 30. Needs as defined by Head Start families<sup>31</sup>**

Site	Emergency/ Crisis Assist	Food/ Clothing	Housing	Mental Health	ESL	Adult Education	Job Training/Employment	Substance Abuse	Child Abuse	Domestic Violence	Child Support	Health Education	Incarcerated Individuals	Parenting Education	Marriage Education
<b>BOX BUTTE</b>	21	65	17	6	4	7	4	1	0	1	0	11	0	9	6
<b>CHERRY</b>	14	11	10	2	1	3	4	0	0	0	0	0	0	5	0
<b>DAWES</b>	45	65	52	9	0	25	11	0	0	1	10	10	1	19	4
<b>SHERIDAN</b>	7	26	15	2	0	6	1	0	0	0	2	1	0	6	1
<b>Total</b>	87	167	94	19	5	41	20	1	0	2	2	22	1	39	11
<b>% of Families</b>	27.3	52.4	29.5	6	1.6	12.9	6.3	0.4	0	0.7	0.7	6.9	0.4	12.3	3.5

**Table 31. Transportation needs as defined by Head Start/Early Head Start families<sup>32</sup>**

County	Have own transportation	Received Fuel Assistance	Use Public Transportation	Other (family/ friends)	Total with Transportation needs
<b>Box Butte</b>	38	8	5	1	4
<b>Dawes</b>	48	10	13	7	8
<b>Cherry</b>	25	0	1	7	6
<b>Sheridan</b>	71	4	4	5	10
<b>TOTAL</b>	182	22	23	20	28

Transportation needs are greatest in Sheridan and Dawes counties. Currently, Northwest Community Action Partnership Head Start and the City of Chardon collaborate to provide public transportation. The City of Chadron provides bus drivers to transport Head Start children to and from centers and also is available for public transportation between Head Start busing routes. This year, the City of Chadron was able to purchase their own vehicle through a grant. This now frees up the previous bus for Head Start services elsewhere. The City of Chadron will continue to provide the qualified bus drivers.

Alliance also has a transportation system that transports from 7:30 am till 5:30 pm and is open to the public. They request a donation if able to pay. Alliance also has a church that provides transportation six days a week for school, work, and local and out-of-town appointments from 6:30 am until 9:00 pm.

<sup>31</sup> Child Plus Head Start records 2008-2009

<sup>32</sup> Community Assessment Survey 2006-2007

Northwest Community Action Partnerships collaborated with Sheridan County to provide the Sheridan County Public Transportation System. This service is open to the public and asks for donations. They primarily bus senior citizens from Rushville and Hay Springs to the Chadron area for medical appointments. This collaboration was able to seek and receive funding to purchase a new vehicle this year as well.

**Table 32. Health – Family Doctors, Dentists, Optometrist and Health Care as defined by families<sup>33</sup>**

County/Town	Family Doctor or PA	Family Dentist	Child(ren) seen an optometrist	Avoided seeking health care due to cost	
	Total/Percent *	Total/Percent *	Total/Percent *	Total/Percent *	
				for child	for self
<b>Alliance</b>	43	29	32	4	19
	87.76%	59.18%	65.31%	8.33%	41.30%
<b>Chadron</b>	50	44	27	3	20
	94.34%	83.02%	51.92%	5.77%	40.82%
<b>Cody/Kilgore/Nenzel</b>	7	5	3	1	5
	100%	71.43%	42.86%	14.29%	71.43%
<b>Crawford</b>	6	6	2	1	3
	85.71%	85.71%	28.57%	14.29%	42.86%
<b>Gordon</b>	22	21	10	1	10
	95.65%	91.30%	43.48%	4.17%	55.56%
<b>Hay Springs/Rushville</b>	18	18	4	0	0
	94.74%	94.74%	22.22%	0.00%	0.00%
<b>Valentine</b>	12	5	5	1	4
	100%	38.46%	38.46%	7.69%	40.00%
<b>Total</b>	158	128	83	11	61
	92.94%	74.85%	49.11%	6.55%	40.13%

To help address some of the issues with a shortage of dental care in our service area, Northwest Community Action Partnership teamed up with Community Action Partnership of Western Nebraska (CAPWN) Public Dental Clinic in Gering, Nebraska to establish a dental clinic designed specifically for our low income population. Since many area dentists are not willing to accept Medicaid, we hope this new dental clinic will make it easier for families by not having to travel long distances for dental care. No patients will be turned away based on their inability to pay or lack of insurance and all charges for services will be based on a sliding fee scale. The clinic was completed and opened its doors to patients in April 2009.

<sup>33</sup> Northwest Community Action Partnership Community Assessment 2006-2007

According to the Head Start Act of 2007, meals for all participants, regardless of income, will be provided by the Head Start / Early Head Start program at no cost to the participants or their families. This will be a significant cost benefit for the Northwest Community Action Partnership Head Start program because all meals will be reimbursed to the program.

**Table 33. Nutrition Services Sponsored by NCAP<sup>34</sup>**

	<b>Avg. Monthly</b>	<b>Yearly Estimate*</b>
<b>Breakfast</b>	1,850	15,412
<b>Lunch</b>	2,104	17,455
<b>Snacks</b>	739	6,464

**Table 34. Parenting Information – Best methods as defined by Head Start/Early Head Start families<sup>35</sup>**

<b>County</b>	<b>Support Groups</b>	<b>Newsletters</b>	<b>On a regularly scheduled radio broadcast</b>	<b>Books</b>	<b>Pamphlets /Handouts</b>	<b>Sent home with my child from school</b>	<b>Classes</b>	<b>Videos</b>	<b>Other</b>
<b>Box Butte</b>	11	23	2	14	30	27	18	13	1
<b>Cherry</b>	7	9	4	4	12	6	8	6	2
<b>Dawes</b>	27	20	2	34	35	13	24	18	0
<b>Sheridan</b>	15	19	6	8	30	15	16	9	3
<b>TOTAL</b>	60	71	14	60	107	61	66	46	6

The majority of parents stated that they would prefer to receive pamphlets and handouts as a method of providing parenting information. Head Start/Early Head Start has set up a monthly list of pamphlets and handouts that every family receives at home visits. All centers send home a regular newsletter with information and events happening in the centers and communities. Many responded with interest to books and videos. NCAP Head Start has established a resource library located at the central office with books, videos, activities, articles, and handouts that is available to all the communities for check out. Western Nebraska Community College in Alliance has a Distant Learning Office at Chadron State College in Chadron, as well as Chadron State College in Alliance. Both colleges offer internet, distant learning, and independent courses while Mid-Plains Community College has an extended campus in Valentine. Head Start/Early Head Start parents are welcome to attend any training that is provided for staff and may request speakers to come to parent meetings. Head Start pays the registration fee for parents to attend the Early Childhood Conference in Chadron or in Gering.

<sup>34</sup> Child Plus reports 2008-2009

<sup>35</sup> Community Assessment Survey 2006-2007

Other information gathered through the clients of Northwest Community Action Partnership with the Community Assessment Survey 2006/2007. Surveys were sent to Sioux County, but none were returned.

**Table A. Demographics of Survey Participants<sup>36</sup>**

County	Number in household by age range								
	0-2	3-5	6-11	12-17	18-25	26-45	45-54	55-69	70+
<b>Box Butte</b>	22	30	18	10	11	34	3	1	0
<b>Cherry</b>	10	20	17	9	8	22	8	4	1
<b>Dawes</b>	13	38	20	9	23	41	7	8	3
<b>Sheridan</b>	17	22	24	15	20	43	18	18	1
<b>Total</b>	62	110	79	43	62	140	36	31	5

**Table B. Type of income and income support<sup>36</sup>**

County	Employment	Alimony	Child Support	TANF/ADC	Child Care Subsidy	Medicaid/Kids Connection	SSI	Social Security	Commodities	WIC	Other
<b>Box Butte</b>	25	0	11	5	2	31	7	2	14	26	7
<b>Dawes</b>	36	0	8	4	6	34	9	7	12	21	4
<b>Sheridan</b>	44	0	4	4	2	31	11	21	23	16	6
<b>Cherry</b>	23	0	4	0	0	16	7	4	8	9	3

**Table C. Employment<sup>36</sup>**

County	FTE	PTE	Season	Livable Wage	Health Benefits	Retirement Benefits	Regular wage increase
<b>Box Butte</b>	21	9	3	22	12	10	10
<b>Cherry</b>	25	1	0	16	6	9	7
<b>Dawes</b>	29	20	2	25	20	18	18
<b>Sheridan</b>	48	16	8	32	18	18	15

<sup>36</sup>Community Assessment Survey 2006-2007

**Table D. Education<sup>37</sup>**

County	High School Diploma or GED	Post High School	Associate Degree or License	Bachelor's or Master's Degree	Other	# pursuing degree or license
Box Butte	24	8	7	2	3	10
Cherry	19	8	3	1	0	4
Dawes	31	16	1	7	11	13
Sheridan	49	11	9	5	10	8
<b>Total</b>	120	43	20	15	24	35

**Table E. Health Relationships<sup>37</sup>**

County	Healthy Relationship with		Received counseling for relationships
	Significant Other or Spouse	Children	
Box Butte	31	39	8
Cherry	18	26	5
Dawes	31	48	14
Sheridan	44	65	13
<b>Total</b>	124	178	40

**Table F. Substance Abuse<sup>37</sup>**

Question/Statement	Box Butte	Cherry	Dawes	Sheridan	Total
Identified has substance abuse concerns	6	11	15	11	43
Received treatment/counseling	6	5	9	3	23
Number with current concerns	0	3	4	1	8
Currently receiving treatment/counseling	0	3	3	2	8

**Table G. Youth / Teens<sup>37</sup>**

	Box Butte	Cherry	Dawes	Sheridan	Total
Does your community have a youth center	11	24	16	2	53
Does your community have a youth/teen program	16	16	20	14	66

Incidents involving pre-teen and teenagers and the use of alcohol are a concern of communities state wide. Individual communities and state wide projects are being implemented to help lessen this dilemma. For more information go to [www.nebraskaprevention.gov](http://www.nebraskaprevention.gov).

<sup>37</sup> Community Assessment Survey 2006-2007

# Requirement #6

## **Community Resources**

## References

Nebraska Department of Economic Development, Nebraska Databook

Child Plus records 2004-05 through 2008-09

US Census Bureau

America's Forgotten Children, Child Poverty in Rural America

Community Assessment Survey 2006-2007

Department of Health and Human Services, Statistical Profiles 2005

The Annie Casey Foundation, CLIKS

Office of Head Start

Department of Health and Human Services, Child Care Roster 2/27/09

Kids Count, 2007 Nebraska Report

PIR Reports, Head Start and Early Head Start, 8/2005 – 8/2009

Department of Health and Human Services, County Profiles 2004

Department of Health and Human Services, 2006 Birth Summary Tables

Department of Health and Human Services, Financial Services Division

National Low Income Housing Coalition